







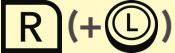








Basic Controls: Nintendo Switch™

	Examine, Confirm
	Jump, Cancel
	Swing (Hold) Charged Swing
	Open Main Menu
	Display Story/Quest Details
	Display World Map Skip (Events Only) (Hold) Show Exploration Diary
	Move
	Camera Controls
	Run (Default)
	Change Tabs Switch Gathering Tool (Field Screen Only)
	Change Tabs Start/Stop Running (Change in Settings)
	Zoom In
	Zoom Out
	Display Event Log
	Display Full Map